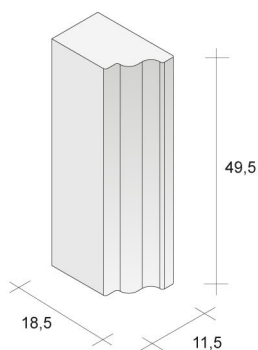


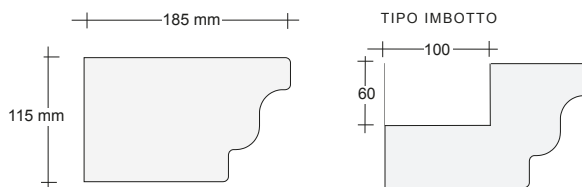
**Cornice Lecce
Levigata**



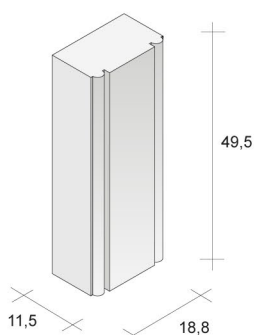
Peso kg/pz	Pezzi ml	Pacco q.li	Pacco ml	Finiture	Colore
20	2	15,00	40	Levigata	Bianco
20	2	15,00	40	Levigata	Giallo

Elemento a 45° per angolo cornice mod. Lecce Levigata

Bianco, Giallo



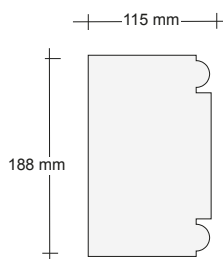
**Cornice Leuca
Levigata**



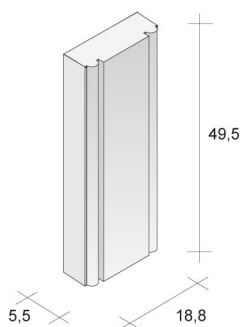
Peso kg/pz	Pezzi ml	Pacco q.li	Pacco ml	Finiture	Colore
22	2	18	40	Levigata	Bianco
22	2	18	40	Levigata	Giallo

Elemento a 45° per Angolo cornice mod. Leuca Levigata

Bianco, Giallo



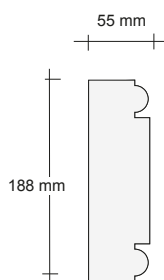
**Cornice Leuca
Levigata da 5,5**




Peso kg/pz	Pezzi ml	Pacco q.li	Pacco ml	Finiture	Colore
11	2	11,00	50	Levigata	Bianco
11	2	11,00	50	Levigata	Giallo

Elemento a 45° per Angolo cornice mod. Leuca Levigata

Bianco, Giallo

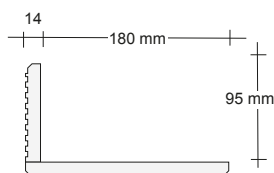


Imbotto Rigato

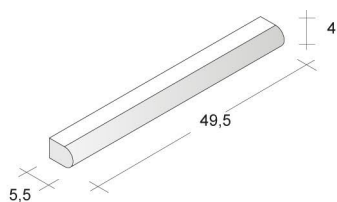


Peso kg/pz	Pezzi ml	Pacco q.li	Pacco ml	Finiture	Colore
3	2	-	-	Rigata	Grigio, Giallo, Bianco, Albicocca, Rosso Mattone, Giallo Carparo, Fumè

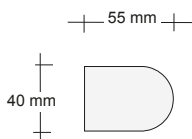
Elemento a 45° per Angolo Imbotto Rigato



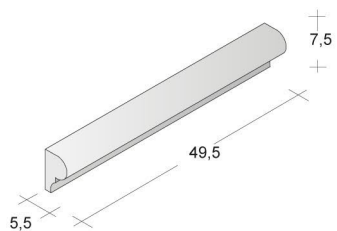
Torello Levigato



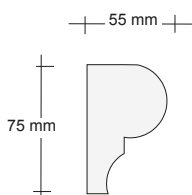
Peso kg/pz	Pezzi ml	Pacco q.li	Pacco ml	Finitura	Colore
2	2	5	120	Levigata	Grigio, Giallo, Bianco, Albicocca, Rosso Mattone, Giallo Carparo.



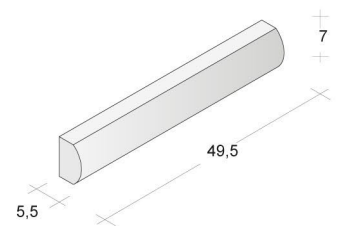
Doppiotolo Levigato



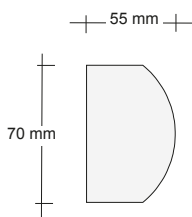
Peso kg/pz	Pezzi ml	Pacco q.li	Pacco ml	Finitura	Colore
4	2	5	65	Levigata	Grigio, Giallo, Bianco, Albicocca, Rosso Mattone, Giallo Carparo.



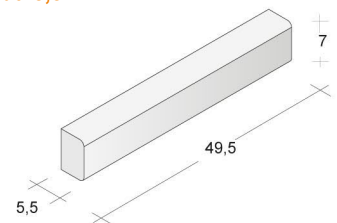
Toro Levigato



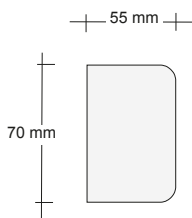
Peso kg/pz	Pezzi ml	Pacco q.li	Pacco ml	Finitura	Colore
3,5	2	5	70	Levigata	Grigio, Giallo, Bianco, Albicocca, Rosso Mattone, Giallo Carparo, Fumè



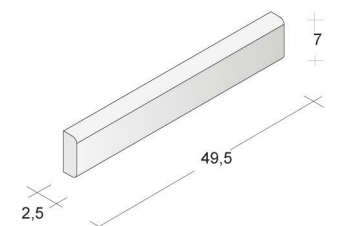
Listello Levigato da 5,5



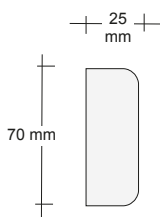
Peso kg/pz	Pezzi ml	Pacco q.li	Pacco ml	Finitura	Colore
4	2	5,5	70	Levigata	Grigio, Giallo, Bianco, Albicocca, Rosso Mattone, Giallo Carparo, Fumè



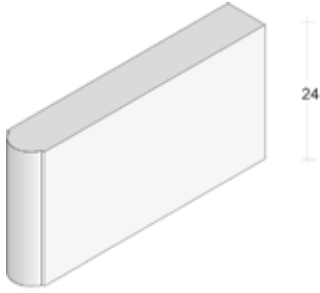
Listello Levigato da 2,5



Peso kg/pz	Pezzi ml	Pacco q.li	Pacco ml	Finitura	Colore
2	2	5,5	140	Levigata	Grigio, Giallo, Bianco, Albicocca, Rosso Mattone, Giallo Carparo, Fumè



Imbotto Mod. T8

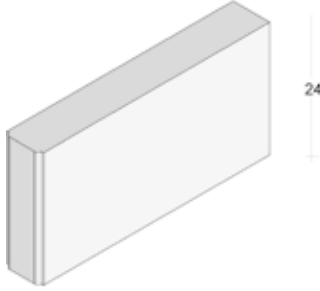


Art.: IMBT8_1F
Art.: IMBT8_2F

Articolo	Pezzi ml	Pacco q.li	Pacco ml	Colore
IMBT8-1FRONTE	4	19	24	Bianco, Giallo
IMBT8-2FRONTI	4	19	24	Bianco, Giallo
Elemento Angolo*				Bianco, Giallo



Imbotto Mod. L8

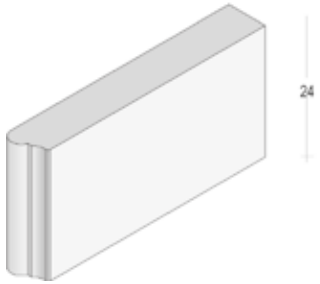


Art.: IMBL8_1F
Art.: IMBL8_2F

Articolo	Pezzi ml	Pacco q.li	Pacco ml	Colore
IMBL8-1FRONTE	4	19	24	Bianco, Giallo
IMBL8-2FRONTI	4	19	24	Bianco, Giallo
Elemento Angolo*				Bianco, Giallo



Imbotto Mod.DT8



Art.: IMBDT8_1F
Art.: IMBDT8_2F

Articolo	Pezzi ml	Pacco q.li	Pacco ml	Colore
IMBD8-1FRONTE	4	19	24	Bianco, Giallo
IMBD8-2FRONTI	4	19	24	Bianco, Giallo
Elemento Angolo*				Bianco, Giallo



* Composto da due elementi tagliati a 45° da assemblare e stuccare in opera.

SCHEMA DI MONTAGGIO "TIPO" DI IMBOTTI PER PORTE E FINESTRE

